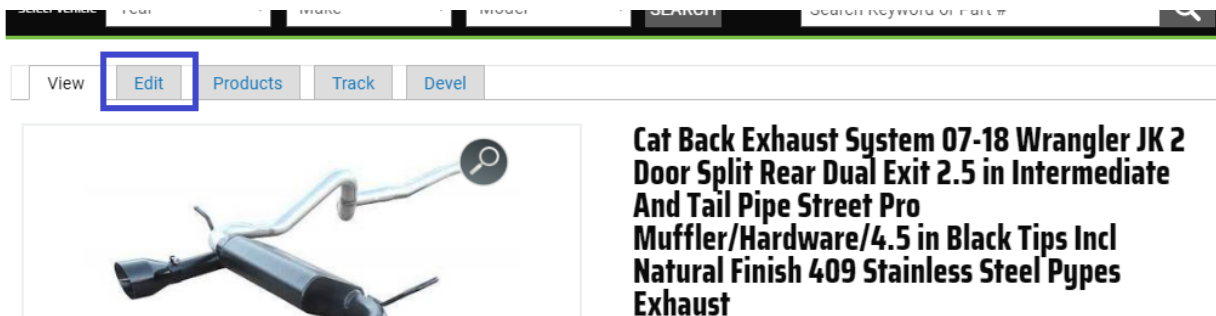


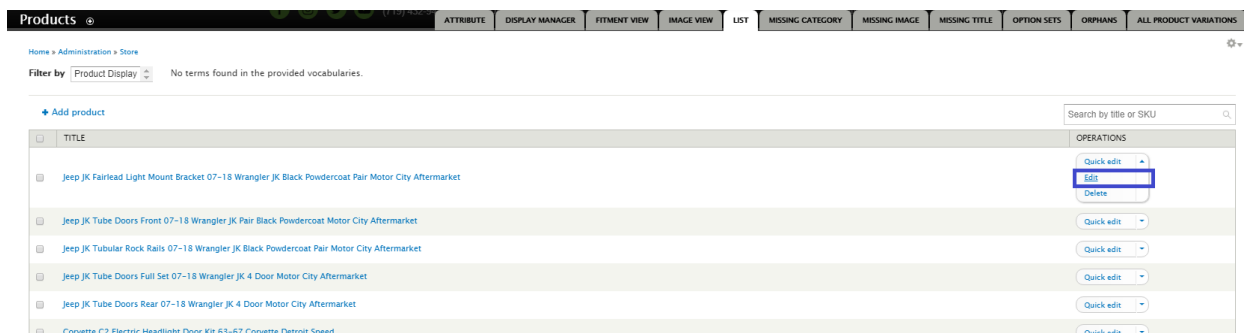
## How to Feature/Unfeature Products

If you have a frontpage featured products region, you can manage which products are displayed by simply checking or unchecking a featured option in the product display.

1. The first thing you will need to do is edit the product display. The display can be found one of two ways.
  - a. You can either go to the product on the front end and simply click “Edit” on the page.



- b. The other way is to go through your store in the admin menu, so “Store”->”Products”. You can search for the product by title or sku, open the dropdown menu to the far right and click on “Edit”.




2. Either of those options will lead you to the following page, where you will see near the center there is a “Featured” option. This is where you can edit the featured settings for this one product, and click save at the bottom when you’re finished.

Title \*

Jeep JK Fairlead Light Mount Bracket 07-18 Wrangler JK Black Powderc

PRODUCTS

IMAGE	COLOR	VARIATION TITLE
	Black Textured	Jeep JK Fairlead Light Mount Bracket 07-18 Wrangler JK Black Powdercoat Pair Motor City Aftermarket

Add new product

Add existing product

Featured

Featured on Front Page ("Best Deals")

Promoted

Shows at top of search results

Menu settings

Not in menu

Provide a menu link

Revision information

No revision

URL redirects

No redirects

URL path settings

Automatic alias

XML sitemap

Inclusion: Default (included)  
Priority: Default (0.5)

Meta tags

Using defaults

Authoring information

By Anonymous on 2019-05-19 00:40:01  
-0700

Publishing options

Published

Save

Preview

Delete